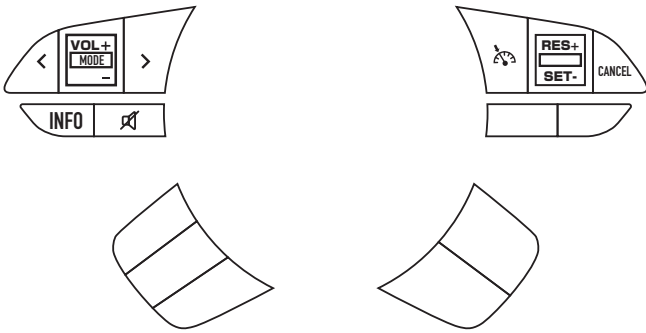
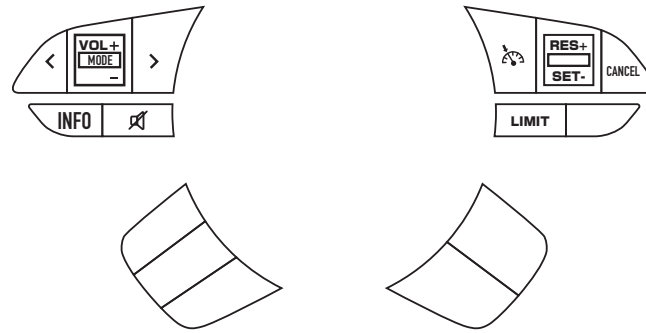
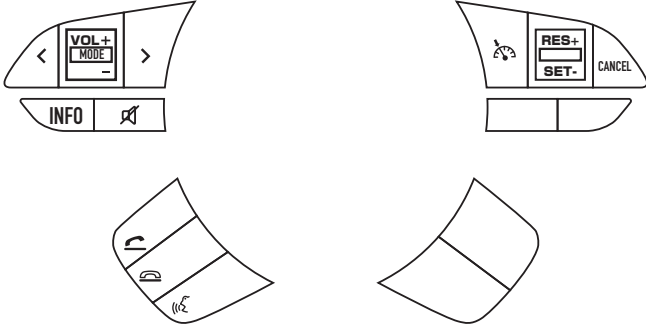
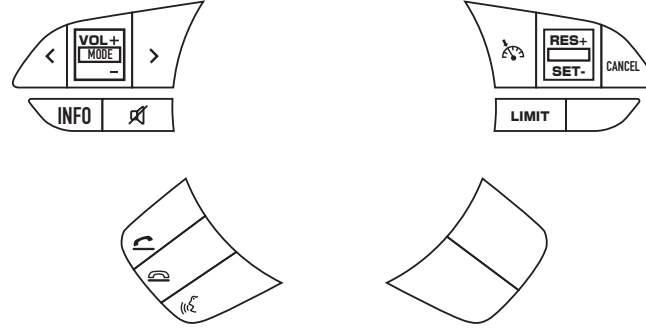
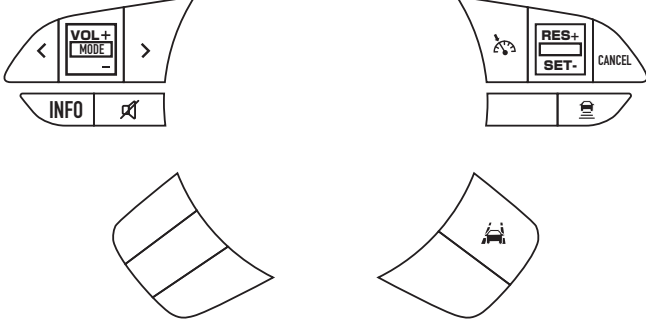

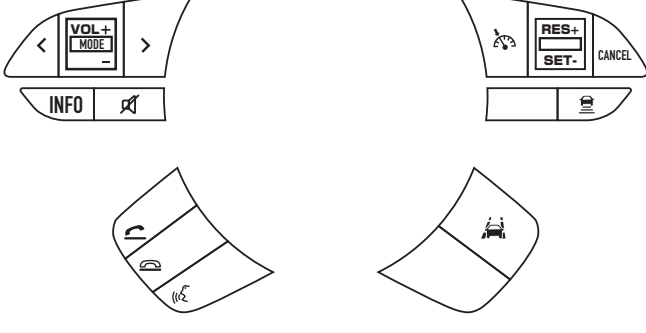



ZC33S SWIFT SPORT STEERING WHEEL VARIATIONS

<p>001</p>  <p>Diagram 001 shows a steering wheel with a top section containing 'VOL+' and 'MODE' buttons with left and right arrows, and a bottom section with 'INFO' and a speaker icon. The right side of the wheel has 'RES+' and 'SET-' buttons with a steering wheel icon, and a 'CANCEL' button. Below the wheel are two curved segments representing the wheel's rim.</p>	<p>005</p>  <p>Diagram 005 is similar to 001 but the bottom section of the right side contains 'LIMIT' and a speaker icon instead of 'CANCEL'.</p>
<p>002</p>  <p>Diagram 002 features a steering wheel with a top section containing 'VOL+' and 'MODE' buttons with left and right arrows, and a bottom section with 'INFO' and a speaker icon. The right side has 'RES+' and 'SET-' buttons with a steering wheel icon, and a 'CANCEL' button. Below the wheel are two curved segments representing the wheel's rim.</p>	<p>006</p>  <p>Diagram 006 is similar to 002 but the bottom section of the right side contains 'LIMIT' and a speaker icon instead of 'CANCEL'.</p>
<p>003</p>  <p>Diagram 003 features a steering wheel with a top section containing 'VOL+' and 'MODE' buttons with left and right arrows, and a bottom section with 'INFO' and a speaker icon. The right side has 'RES+' and 'SET-' buttons with a steering wheel icon, and a button with a truck icon. Below the wheel are two curved segments representing the wheel's rim.</p>	<p>007</p>  <p>Diagram 007 is similar to 003 but the bottom section of the right side contains 'LIMIT' and a button with a truck icon instead of 'CANCEL'.</p>
<p>004</p>  <p>Diagram 004 features a steering wheel with a top section containing 'VOL+' and 'MODE' buttons with left and right arrows, and a bottom section with 'INFO' and a speaker icon. The right side has 'RES+' and 'SET-' buttons with a steering wheel icon, and a button with a truck icon. Below the wheel are two curved segments representing the wheel's rim.</p>	<p>008</p>  <p>Diagram 008 features a steering wheel with a top section containing 'VOL+' and 'MODE' buttons with left and right arrows, and a bottom section with 'INFO' and a speaker icon. The right side has 'RES+' and 'SET-' buttons with a steering wheel icon, and a button with a truck icon. Below the wheel are two curved segments representing the wheel's rim.</p>